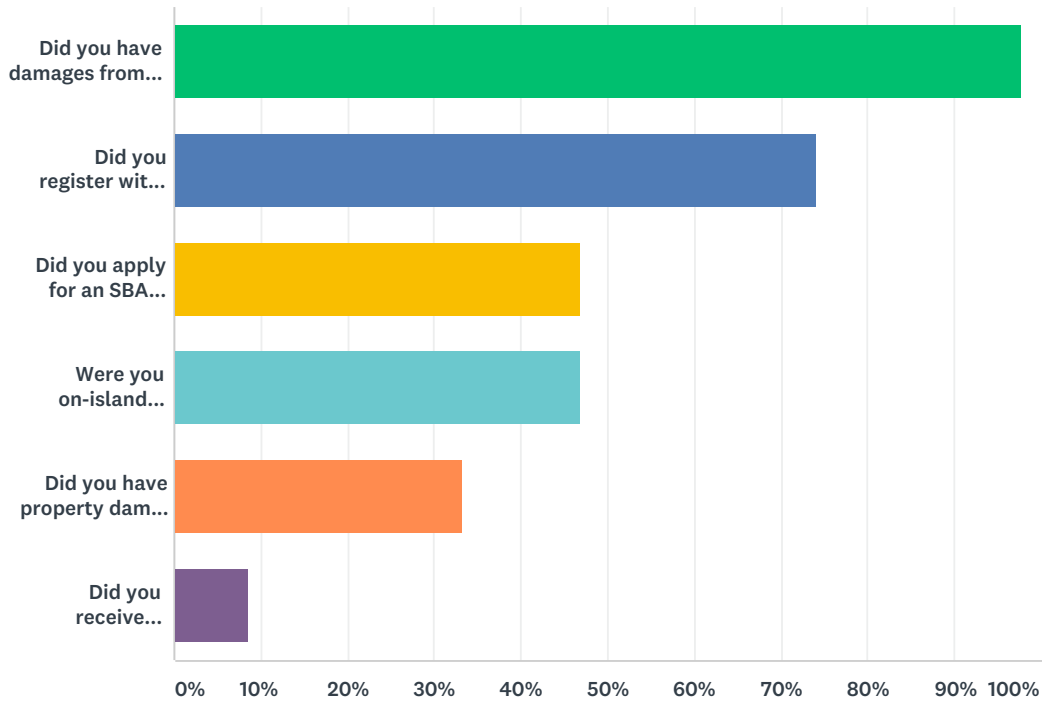


Q1 What was your experience with Irma and afterwards? Check all that are YES answers for your family.

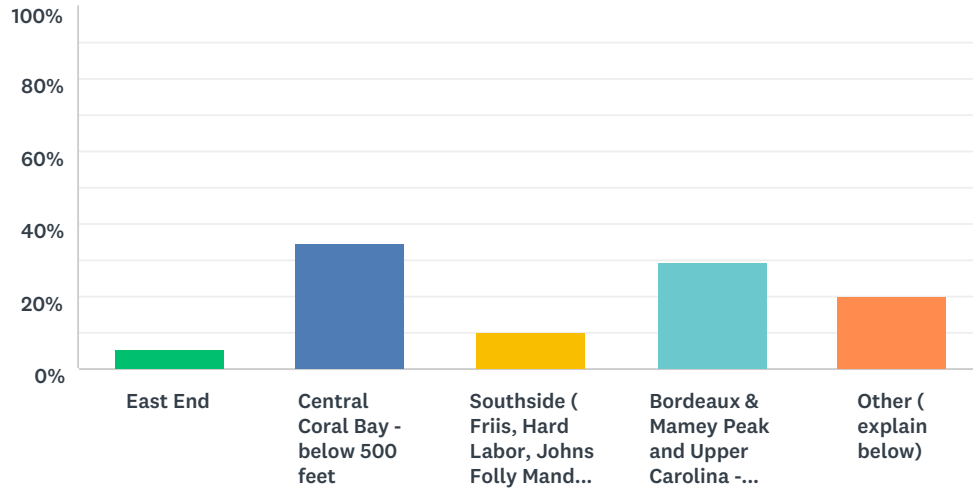
Answered: 177 Skipped: 6



ANSWER CHOICES	RESPONSES	
Did you have damages from Hurricane Irma?	97.74%	173
Did you register with FEMA?	74.01%	131
Did you apply for an SBA loan?	46.89%	83
Were you on-island during Irma?	46.89%	83
Did you have property damage insurance?	33.33%	59
Did you receive disaster related unemployment benefits?	8.47%	15
Total Respondents: 177		

Q2 What neighborhood is your home in?

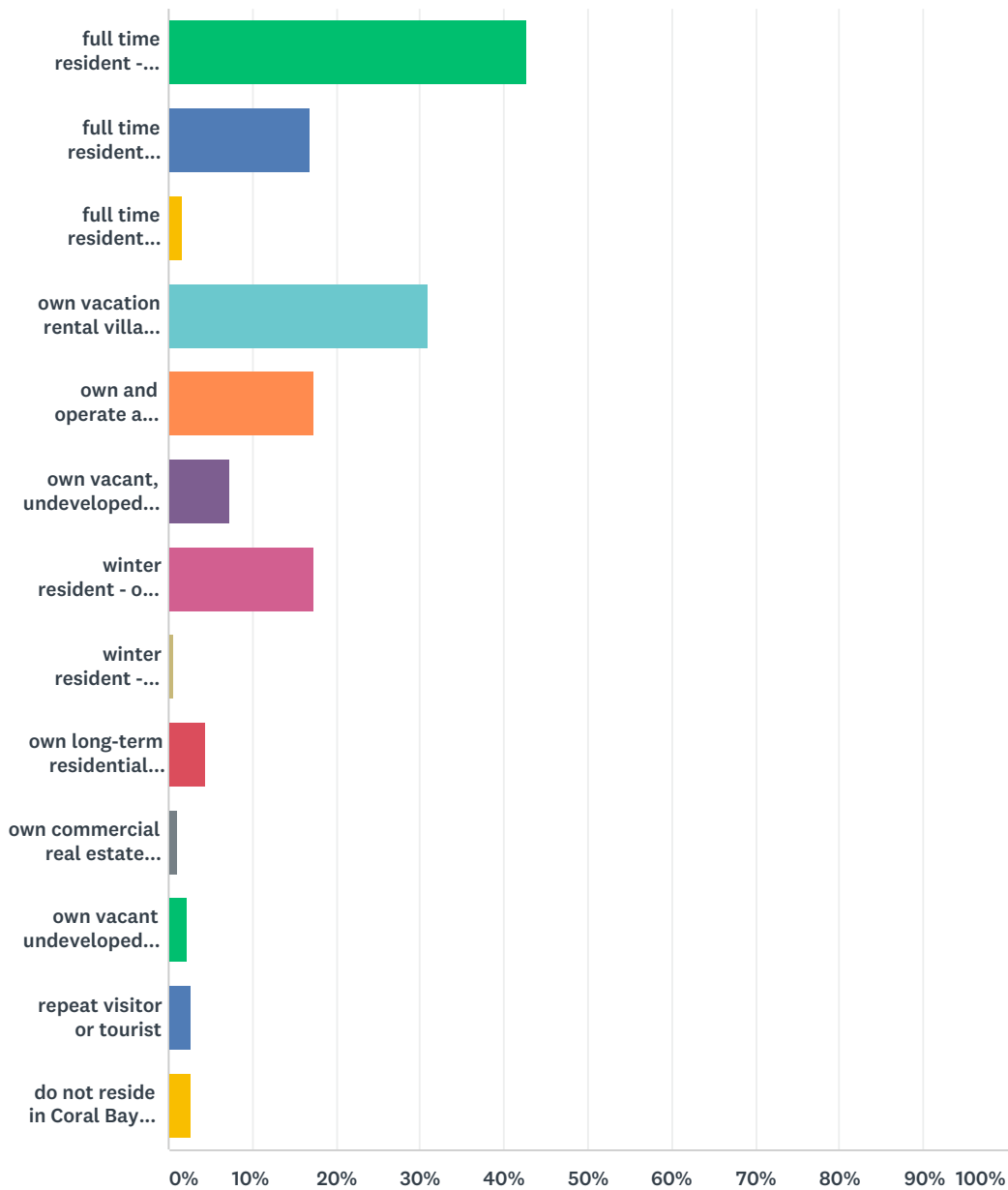
Answered: 176 Skipped: 7



ANSWER CHOICES	RESPONSES
East End	5.68% 10
Central Coral Bay - below 500 feet	34.66% 61
Southside (Friis, Hard Labor, Johns Folly Mandahl)	10.23% 18
Bordeaux & Mamey Peak and Upper Carolina - above 500 feet	29.55% 52
Other (explain below)	19.89% 35
TOTAL	176

Q3 What are your relationships to Coral Bay, St. John? Please Check all that apply.

Answered: 178 Skipped: 5

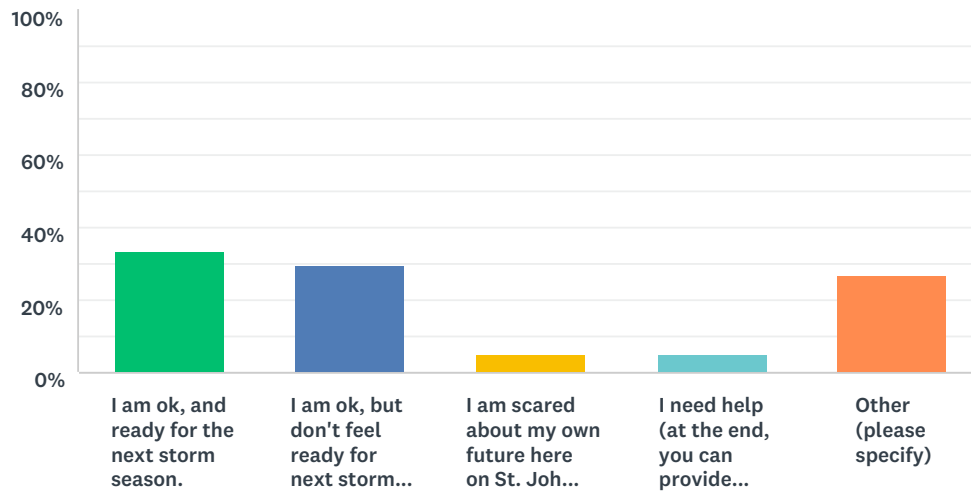


ANSWER CHOICES	RESPONSES	
full time resident - homeowner	42.70%	76
full time resident -renter	16.85%	30
full time resident -live-aboard boater	1.69%	3
own vacation rental villa or apartment	30.90%	55
own and operate a business here	17.42%	31

own vacant, undeveloped property	7.30%	13
winter resident - own seasonal home	17.42%	31
winter resident - renter	0.56%	1
own long-term residential rental apartment or building	4.49%	8
own commercial real estate property	1.12%	2
own vacant undeveloped real estate property	2.25%	4
repeat visitor or tourist	2.81%	5
do not reside in Coral Bay currently, but plan to reside in Coral Bay in future.	2.81%	5
Total Respondents: 178		

Q4 How would you describe your condition now 7 months after the storm. Check one.

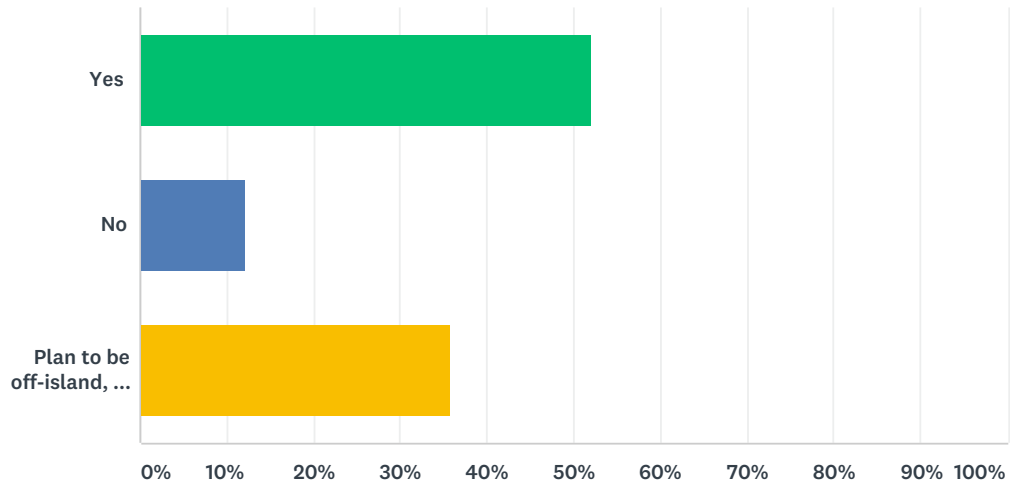
Answered: 177 Skipped: 6



ANSWER CHOICES	RESPONSES	
I am ok, and ready for the next storm season.	33.33%	59
I am ok, but don't feel ready for next storm season - explain below, please.	29.38%	52
I am scared about my own future here on St. John, don't see clear path to recovery.	5.08%	9
I need help (at the end, you can provide contact info, if you prefer)	5.08%	9
Other (please specify)	27.12%	48
TOTAL		177

Q5 Do you have a safe place to stay for this hurricane season?

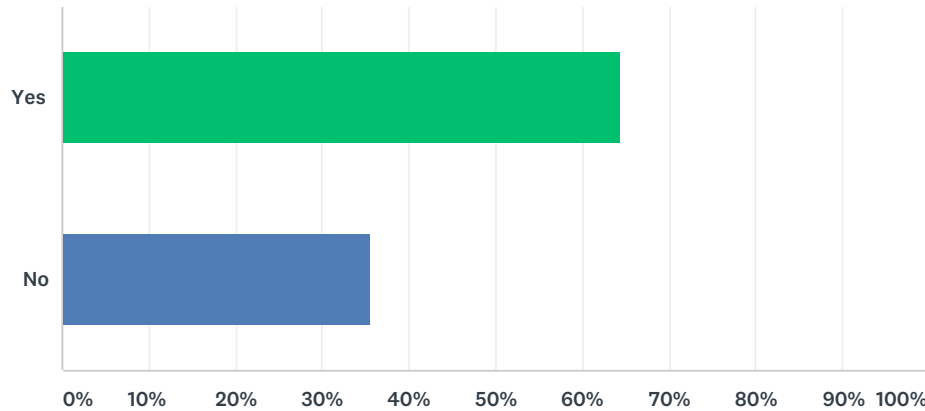
Answered: 173 Skipped: 10



ANSWER CHOICES	RESPONSES	
Yes	52.02%	90
No	12.14%	21
Plan to be off-island, so not applicable	35.84%	62
TOTAL		173

Q6 Can you reliably call emergency services 911 or 340-776-9110 from your Coral Bay residence by cellphone, landline, or internet calling?

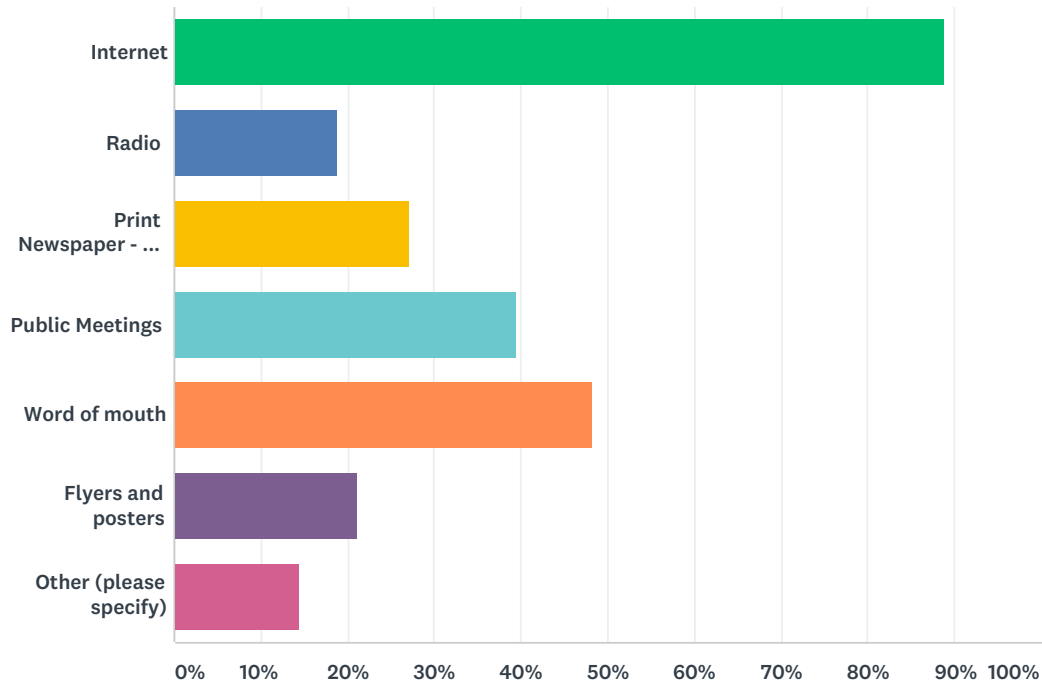
Answered: 157 Skipped: 26



ANSWER CHOICES	RESPONSES	
Yes	64.33%	101
No	35.67%	56
TOTAL		157

Q7 What are your preferred ways, post hurricane, to receive VI news and information that you need? Check all that you enjoy using.

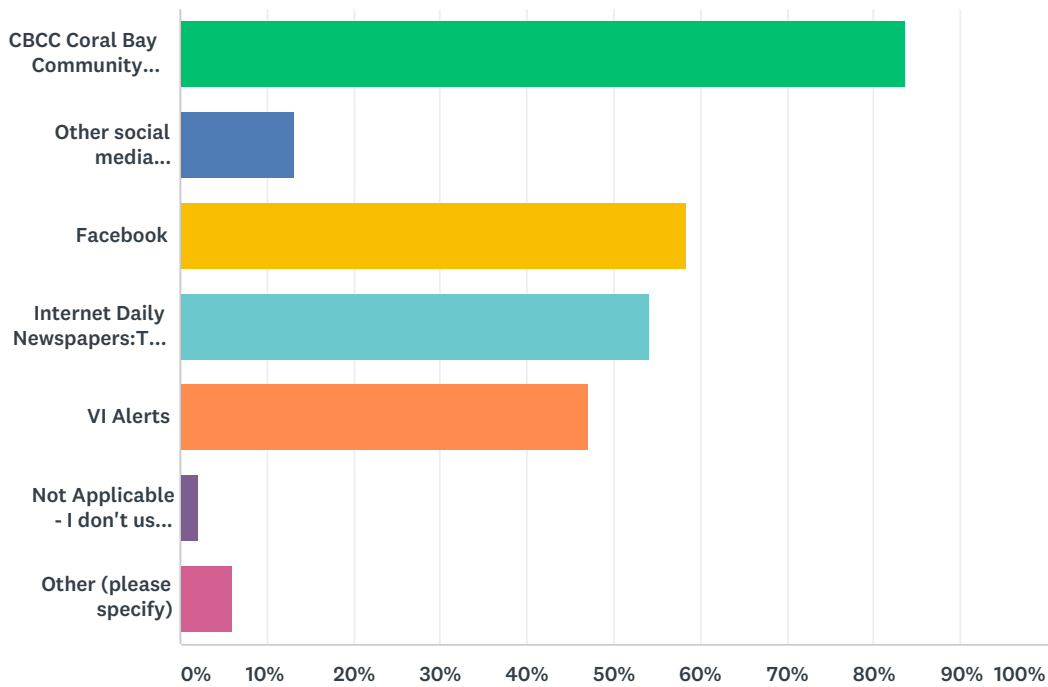
Answered: 180 Skipped: 3



ANSWER CHOICES	RESPONSES	
Internet	88.89%	160
Radio	18.89%	34
Print Newspaper - VI Daily News	27.22%	49
Public Meetings	39.44%	71
Word of mouth	48.33%	87
Flyers and posters	21.11%	38
Other (please specify)	14.44%	26
Total Respondents: 180		

Q8 Using the internet - What are your preferred ways, post hurricane, to receive VI news and information that you need?

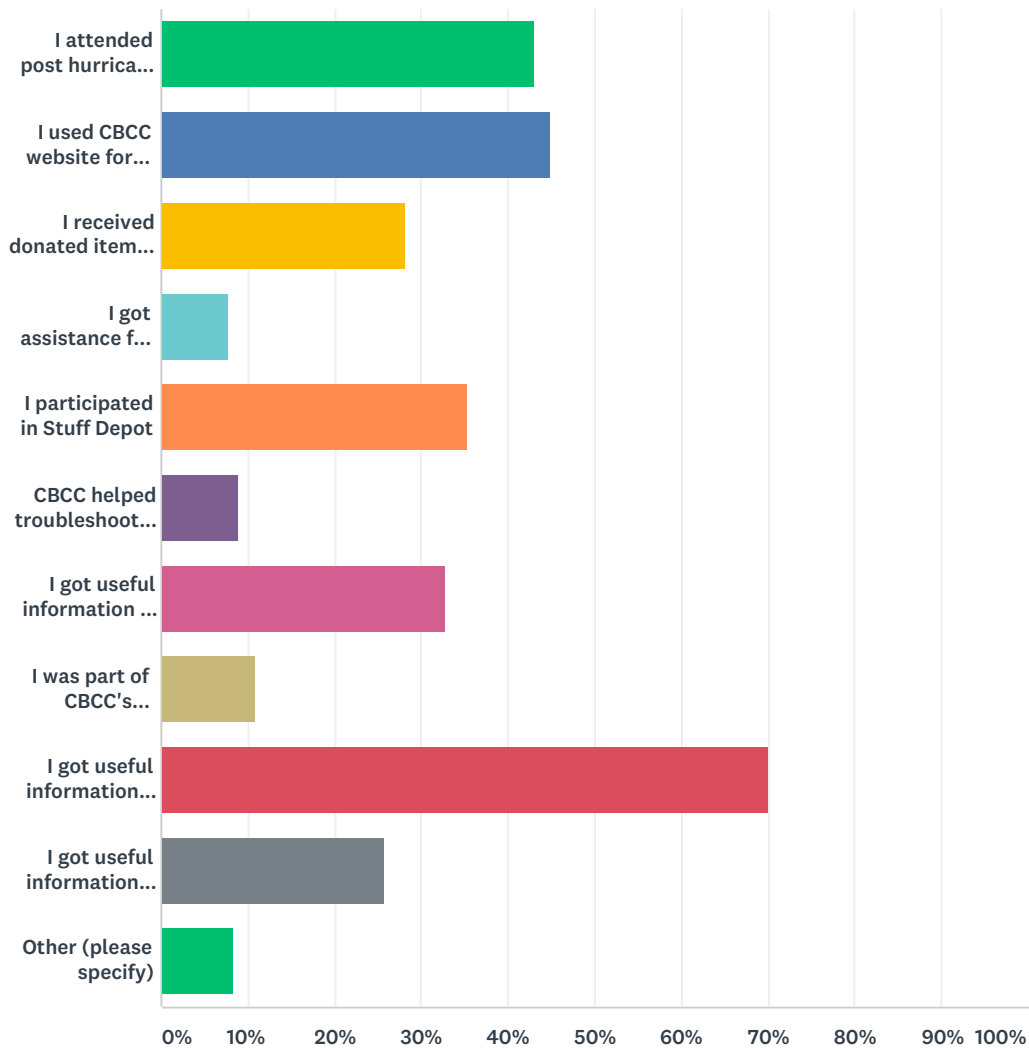
Answered: 183 Skipped: 0



ANSWER CHOICES	RESPONSES	
CBCC Coral Bay Community Council email updates	83.61%	153
Other social media (excluding Facebook)	13.11%	24
Facebook	58.47%	107
Internet Daily Newspapers: The Source, Tradewinds, Vi Consortium, Vi Daily News	54.10%	99
VI Alerts	46.99%	86
Not Applicable - I don't use internet for this.	2.19%	4
Other (please specify)	6.01%	11
Total Respondents: 183		

Q9 What services, if any, have you personally received via CBCC since the hurricanes? (Check all that apply)

Answered: 167 Skipped: 16

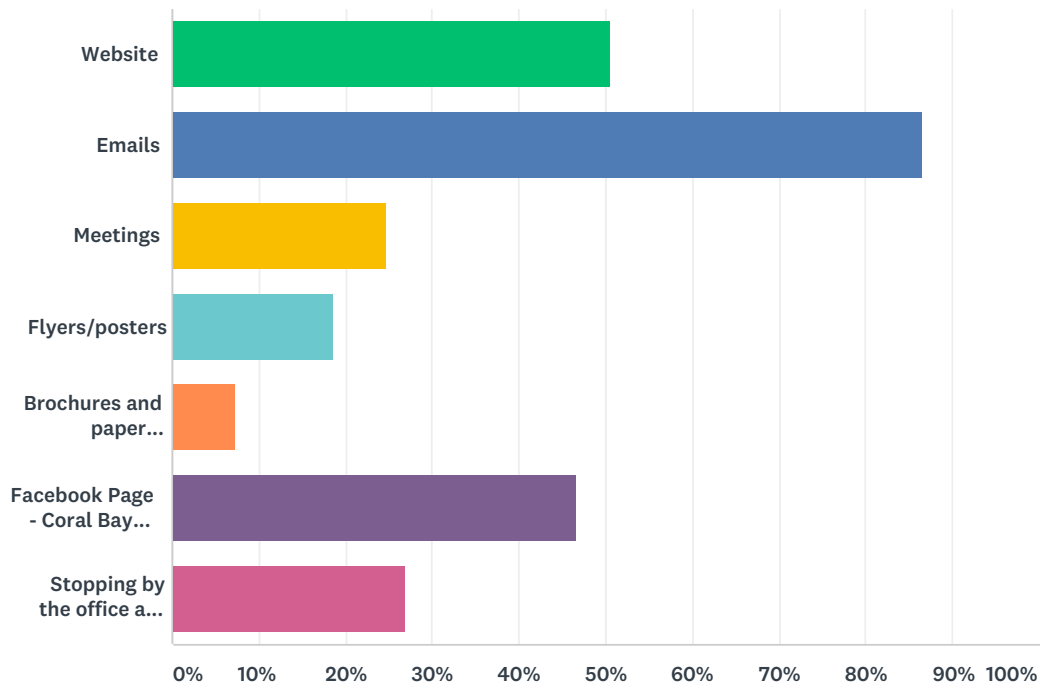


ANSWER CHOICES	RESPONSES
I attended post hurricane information meetings at CBCC office after storms	43.11% 72
I used CBCC website for useful recovery info and phone numbers	44.91% 75
I received donated items being distributed by CBCC	28.14% 47
I got assistance from CBCC to get volunteer agency help	7.78% 13
I participated in Stuff Depot	35.33% 59
CBCC helped troubleshoot my problems in getting assistance	8.98% 15
I got useful information and advice at CBCC's office.	32.93% 55
I was part of CBCC's volunteers and donation fundraising - and it felt good.	10.78% 18
I got useful information from CBCC emails.	70.06% 117

I got useful information from CBCC's facebook page.	25.75%	43
Other (please specify)	8.38%	14
Total Respondents: 167		

Q10 What are the best ways for CBCC to give you useful information? Please check three(3).

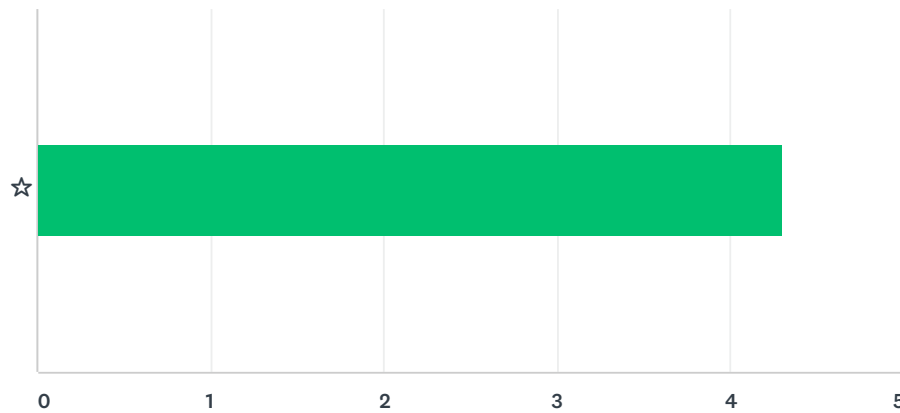
Answered: 178 Skipped: 5



ANSWER CHOICES	RESPONSES	
Website	50.56%	90
Emails	86.52%	154
Meetings	24.72%	44
Flyers/posters	18.54%	33
Brochures and paper newsletters	7.30%	13
Facebook Page - Coral Bay Community Council	46.63%	83
Stopping by the office and by telephone	26.97%	48
Total Respondents: 178		

Q11 How would you rate CBCC's assistance, based on your personal experience?

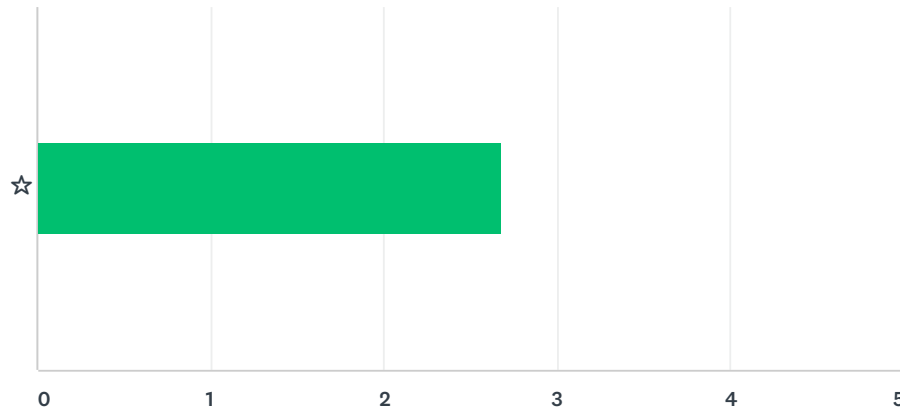
Answered: 177 Skipped: 6



	POOR	PARTIAL OK	OK	PRETTY GOOD	EXCELLENT	TOTAL	WEIGHTED AVERAGE
☆	3.23% 5	1.94% 3	7.74% 12	35.48% 55	51.61% 80	155	4.30

Q12 What has been your personal experience with FEMA process? Please rate.

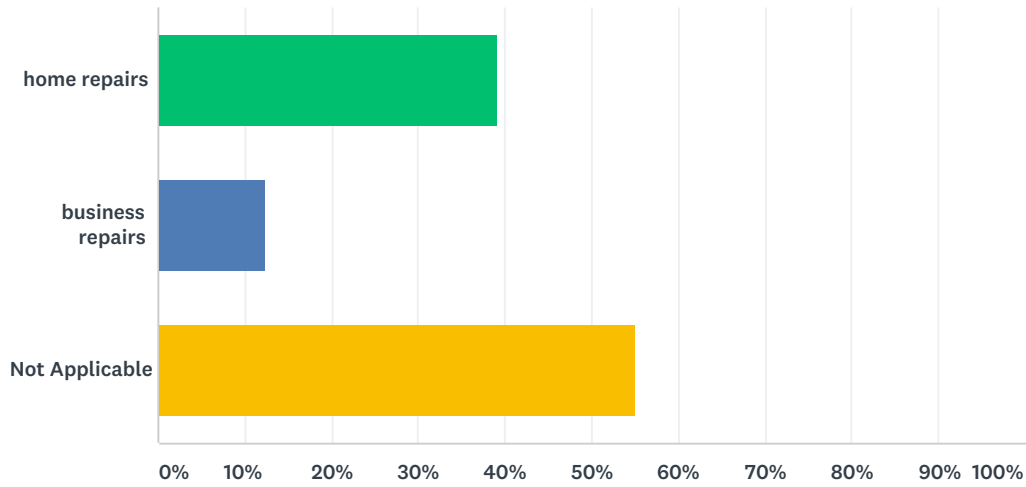
Answered: 178 Skipped: 5



	POOR	PARTIAL OK	OK	PRETTY GOOD	EXCELLENT	N/A	TOTAL	WEIGHTED AVERAGE
☆	19.66% 35	12.92% 23	19.10% 34	17.98% 32	5.06% 9	25.28% 45	178	2.68

Q13 What kind of SBA loan(s) did you apply for? Choose all that apply

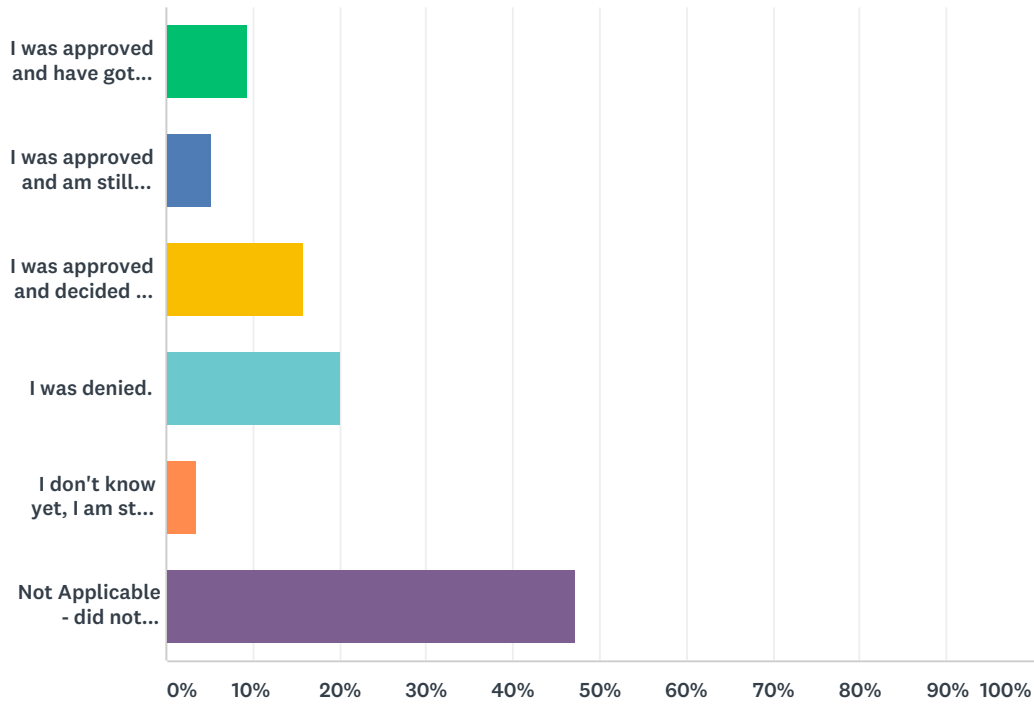
Answered: 171 Skipped: 12



ANSWER CHOICES	RESPONSES
home repairs	39.18% 67
business repairs	12.28% 21
Not Applicable	54.97% 94
Total Respondents: 171	

Q14 What happened with your SBA loan application?

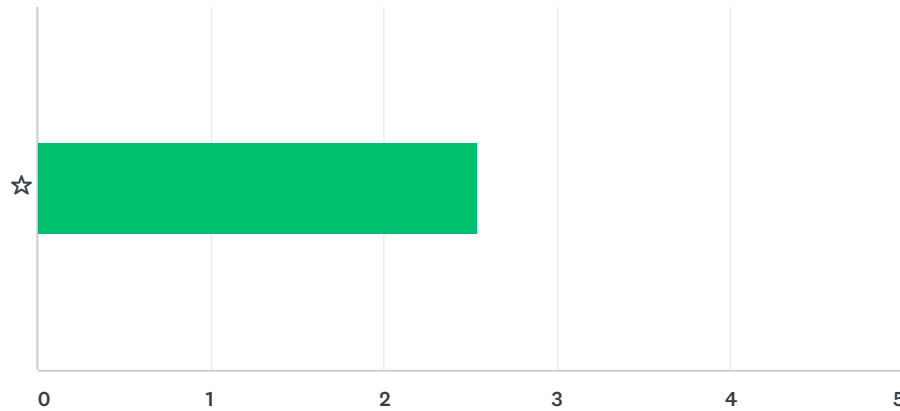
Answered: 169 Skipped: 14



ANSWER CHOICES	RESPONSES	
I was approved and have gotten it.	9.47%	16
I was approved and am still in the process of getting funds.	5.33%	9
I was approved and decided not to get it.	15.98%	27
I was denied.	20.12%	34
I don't know yet, I am still in the process.	3.55%	6
Not Applicable - did not apply.	47.34%	80
Total Respondents: 169		

Q15 What has been your personal experience with the property insurance process? Please rate.

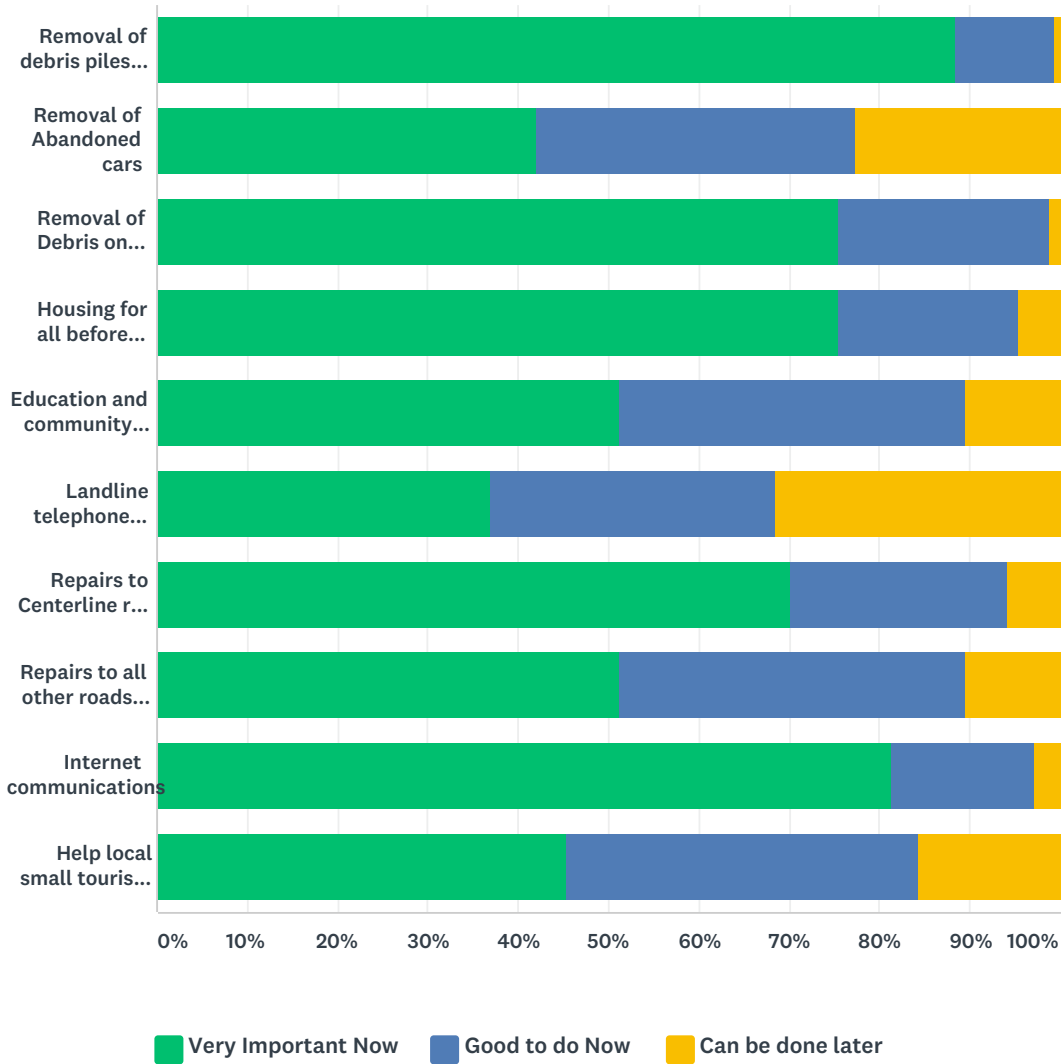
Answered: 171 Skipped: 12



	POOR	PARTIAL OK	OK	PRETTY GOOD	EXCELLENT	N/A	TOTAL	WEIGHTED AVERAGE
☆	12.28% 21	8.19% 14	5.26% 9	6.43% 11	4.68% 8	63.16% 108	171	2.54

Q16 Please rank these community/government issues for recovery in NEXT 3 Months.

Answered: 181 Skipped: 2

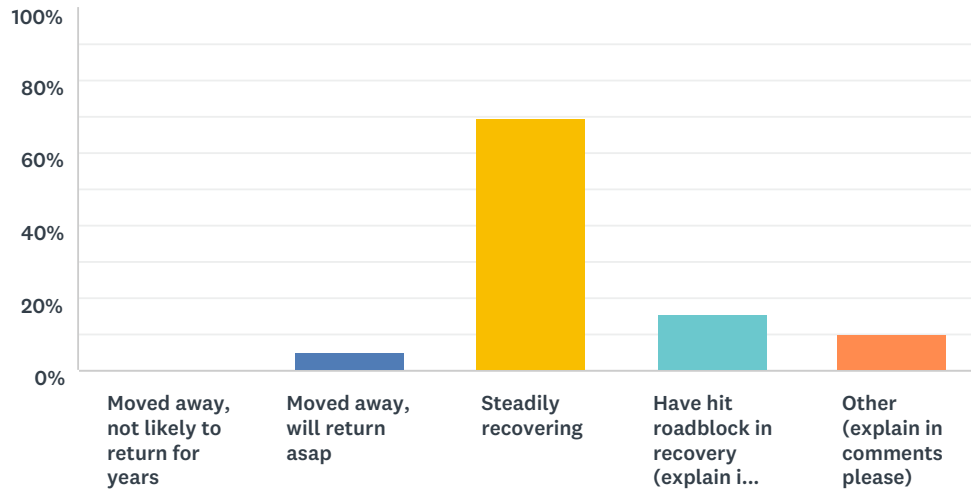


	VERY IMPORTANT NOW	GOOD TO DO NOW	CAN BE DONE LATER	TOTAL
Removal of debris piles along roadsides	88.33% 159	11.11% 20	0.56% 1	180
Removal of Abandoned cars	42.05% 74	35.23% 62	22.73% 40	176
Removal of Debris on private property that may fly and hit other property in windstorms	75.57% 133	23.30% 41	1.14% 2	176
Housing for all before hurricane season	75.44% 129	19.88% 34	4.68% 8	171
Education and community facilities restoration	51.16% 88	38.37% 66	10.47% 18	172
Landline telephone communications	36.97% 61	31.52% 52	31.52% 52	165

Repairs to Centerline road Route 10 & Southside Road Route 107	70.11% 122	24.14% 42	5.75% 10	174
Repairs to all other roads that access our homes (whether public or private)	51.15% 89	38.51% 67	10.34% 18	174
Internet communications	81.36% 144	15.82% 28	2.82% 5	177
Help local small tourism related businesses	45.35% 78	38.95% 67	15.70% 27	172

Q17 What is your personal hurricane recovery status ? Please add comments too.

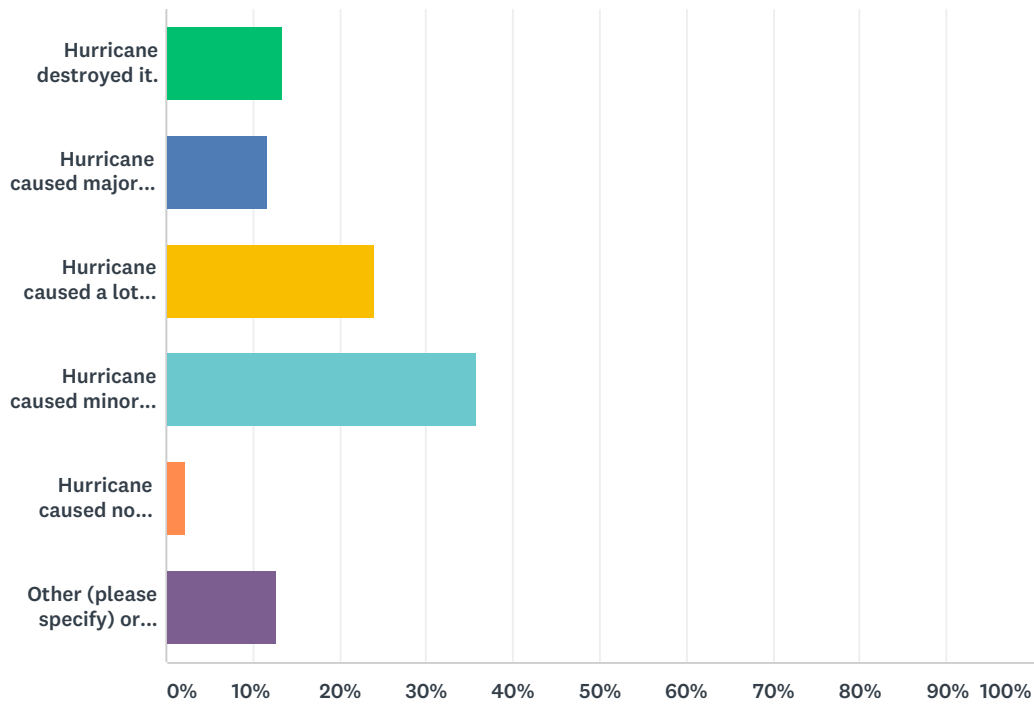
Answered: 168 Skipped: 15



ANSWER CHOICES	RESPONSES	
Moved away, not likely to return for years	0.00%	0
Moved away, will return asap	4.76%	8
Steadily recovering	69.64%	117
Have hit roadblock in recovery (explain in comments please)	15.48%	26
Other (explain in comments please)	10.12%	17
TOTAL		168

Q18 What is happened to your residential structure in Coral Bay? If you own more than one, choose the main one. If renter, please answer too.

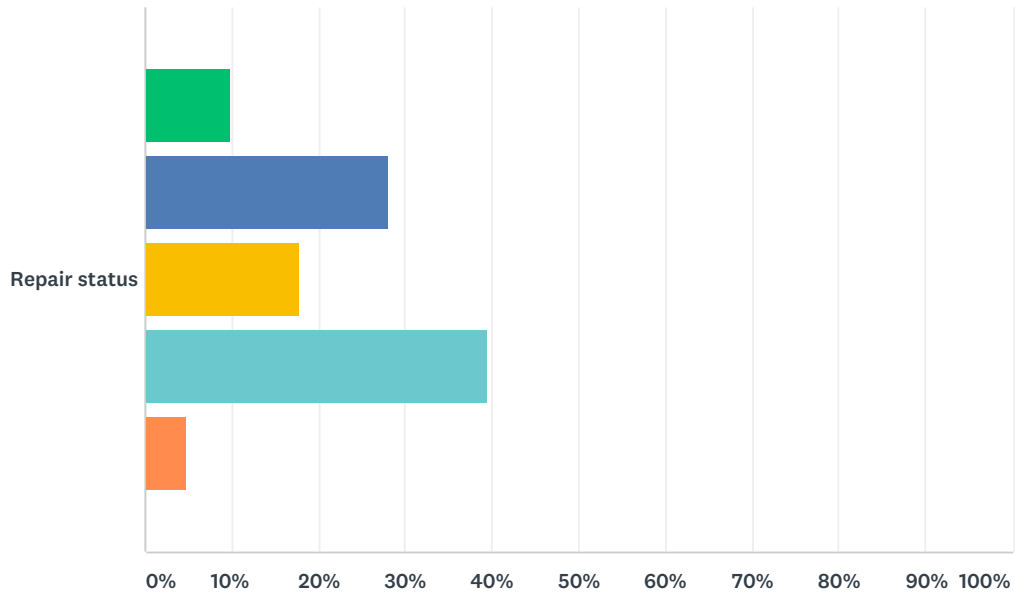
Answered: 179 Skipped: 4



ANSWER CHOICES	RESPONSES	
Hurricane destroyed it.	13.41%	24
Hurricane caused major damage, not habitable afterwards.	11.73%	21
Hurricane caused a lot damage, can still live there, sort of.	24.02%	43
Hurricane caused minor damage.	35.75%	64
Hurricane caused no damage	2.23%	4
Other (please specify) or comments	12.85%	23
TOTAL		179

Q19 What is the repair status of this residential structure ?

Answered: 164 Skipped: 19



- Leaving it "as is"
- Repaired enough that house should survive hurricane season
- No significant repairs started
- Almost Fully Repaired
- Planning a complete rebuild-- that will take time.

	LEAVING IT "AS IS"	REPAIRED ENOUGH THAT HOUSE SHOULD SURVIVE HURRICANE SEASON	NO SIGNIFICANT REPAIRS STARTED	ALMOST FULLY REPAIRED	PLANNING A COMPLETE REBUILD-- THAT WILL TAKE TIME.	TOTAL
Repair status	9.76% 16	28.05% 46	17.68% 29	39.63% 65	4.88% 8	164

Q20 What is the most important infrastructure to be added to Coral Bay and why?

Answered: 146 Skipped: 37

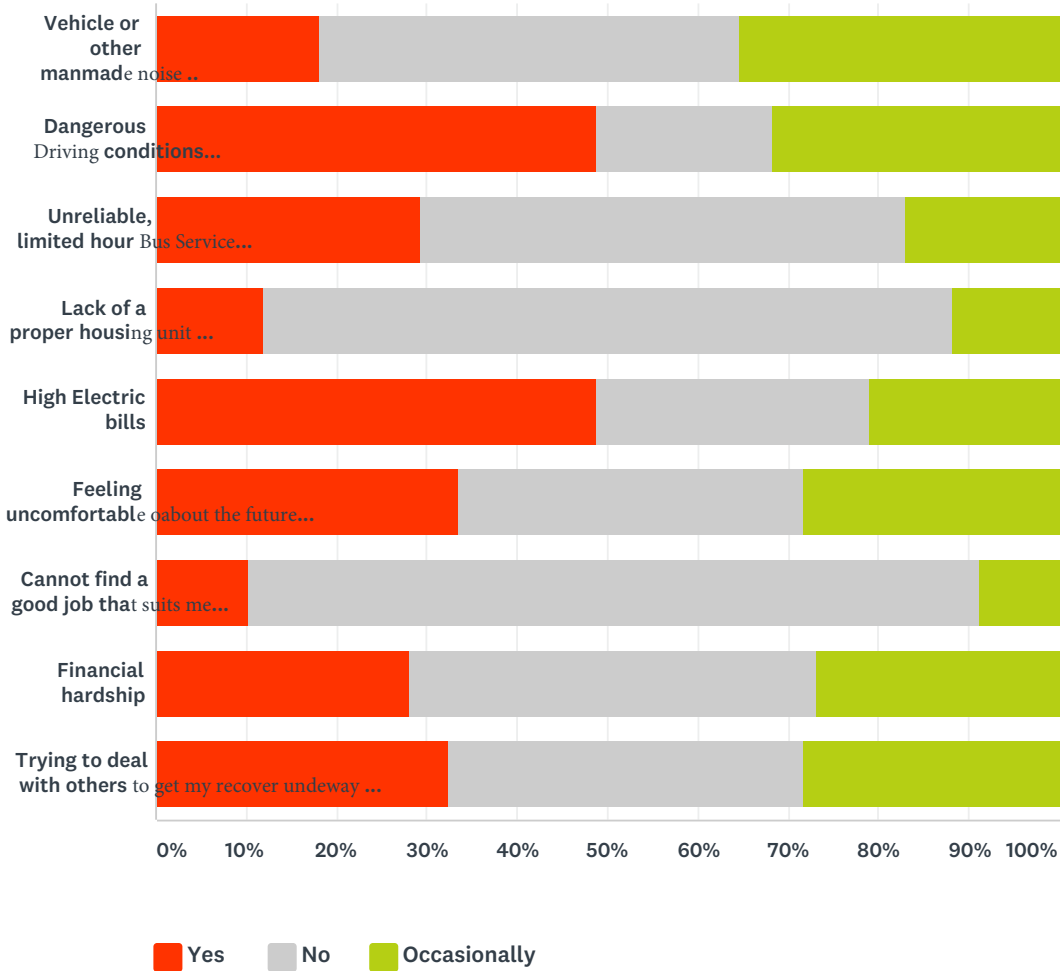
Responses were open ended and will be tabulated later. Below is a word cloud of the responses.

Q20 What is the most important infrastructure to be added to Coral Bay and why?



Q21 On St John, which of the following causes you routine frustration?

Answered: 175 Skipped: 8

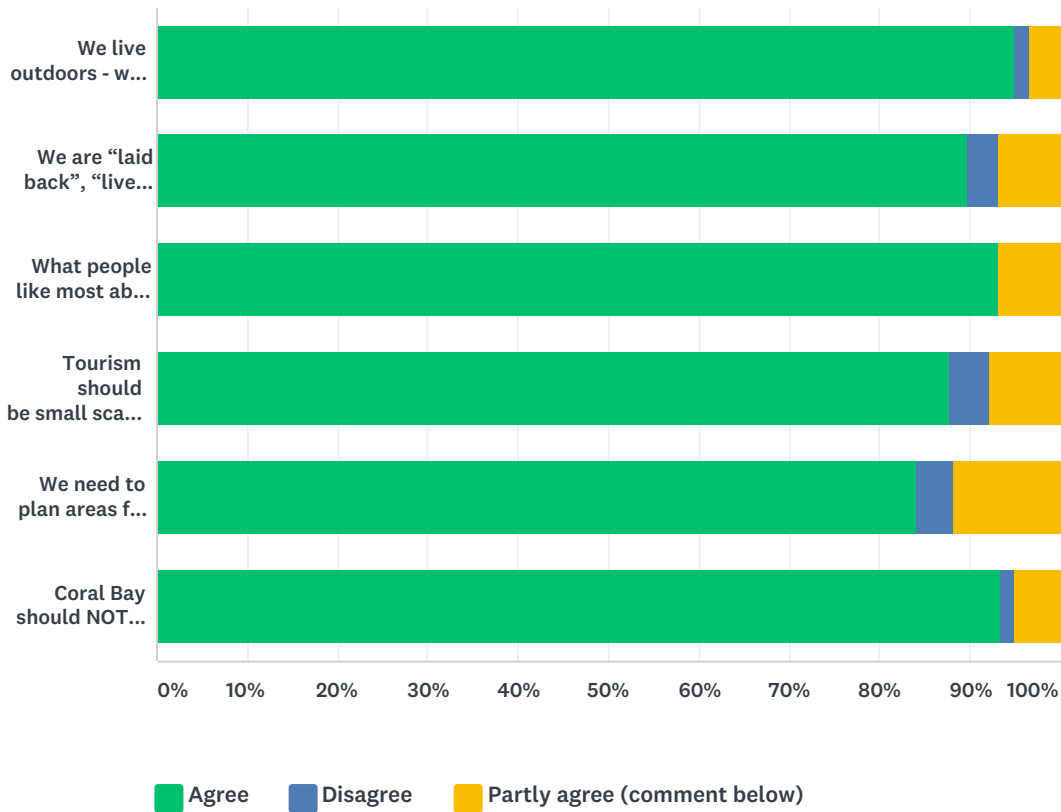


	YES	NO	OCCASIONALLY	TOTAL
Vehicle or other manmade noise reaching into my home	18.00% 27	46.67% 70	35.33% 53	150
Dangerous conditions while driving	48.73% 77	19.62% 31	31.65% 50	158
Unreliable, limited hours, bus service	29.25% 43	53.74% 79	17.01% 25	147
Lack of a proper housing unit	11.81% 17	76.39% 110	11.81% 17	144
High Electric bills	48.72% 76	30.13% 47	21.15% 33	156
Feeling uncomfortable about the future for me and my family	33.55% 52	38.06% 59	28.39% 44	155
Cannot find a good job that suits me	10.22% 14	81.02% 111	8.76% 12	137
Financial hardship	28.19% 42	44.97% 67	26.85% 40	149

Trying to deal with others to get my own recovery underway	32.26%	39.35%	28.39%	
	50	61	44	155

Q22 Post Storms in Coral Bay - The following are statements that received significant support in our 2005 and 2013 Coral Bay Vision surveys. Do you agree or disagree with these value statements today?

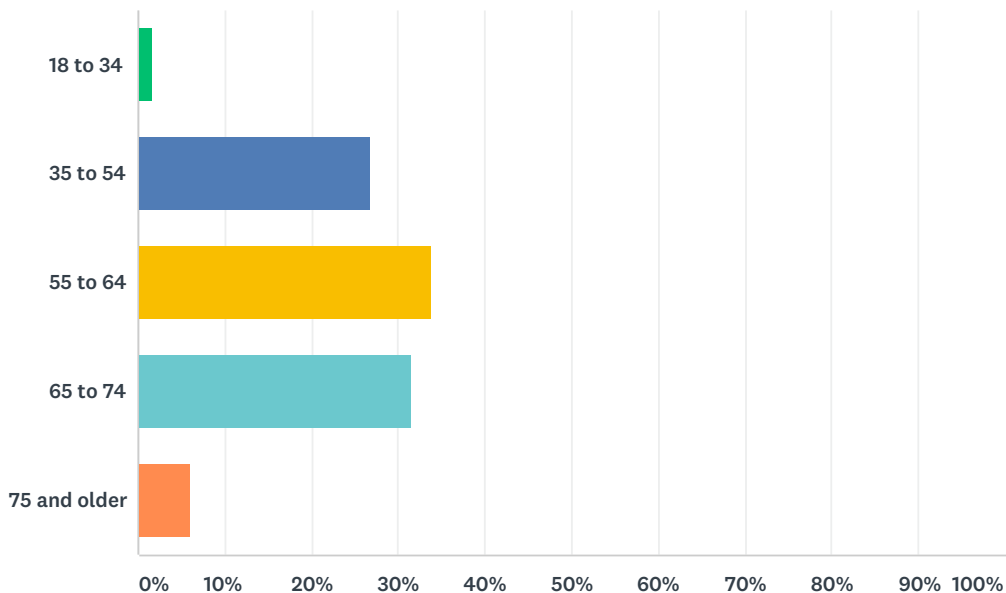
Answered: 181 Skipped: 2



	AGREE	DISAGREE	PARTLY AGREE (COMMENT BELOW)	TOTAL
We live outdoors - want to be able to continue to do this, safe from crime, congestion, and man-made noise.	94.92% 168	1.69% 3	3.39% 6	177
We are "laid back", "live and let live" people. Unity is in Respect for the individual and nature.	89.83% 159	3.39% 6	6.78% 12	177
What people like most about living in Coral Bay is "Quiet" - meaning both in noise and "laid-back" style. Also "less people", "country", "not too crowded". Outdoor living, lots of green space, access and closeness of water, appreciation of nature and beautiful views are key elements.	93.26% 166	0.00% 0	6.74% 12	178
Tourism should be small scale, and continue as rental villas and lunch stops, not large scale hotels or developments.	87.85% 159	4.42% 8	7.73% 14	181
We need to plan areas for commercial and residential development, placement and funding of infrastructure, public access to the water, and protection of the environment.	84.09% 148	3.98% 7	11.93% 21	176
Coral Bay should NOT become like Cruz Bay or St. Thomas in character. It should remain different.	93.37% 169	1.66% 3	4.97% 9	181

Q23 What is your age?

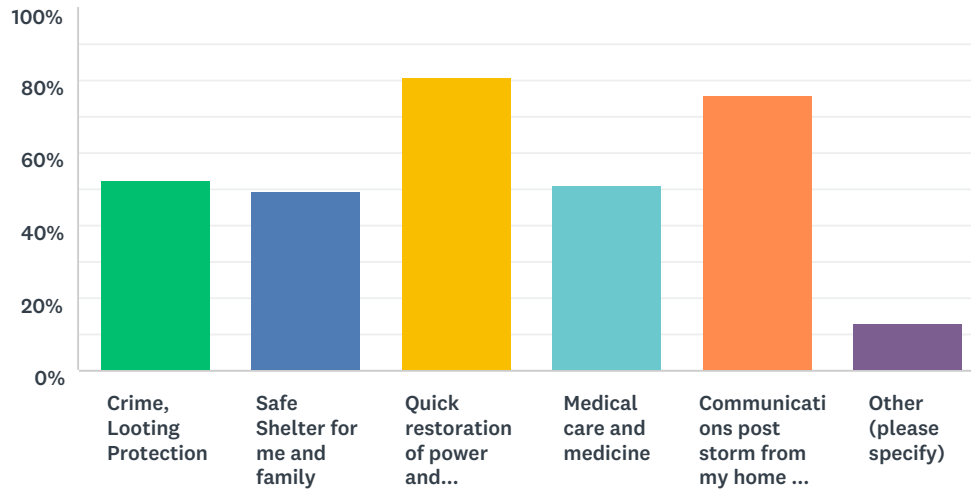
Answered: 183 Skipped: 0



ANSWER CHOICES	RESPONSES	
18 to 34	1.64%	3
35 to 54	26.78%	49
55 to 64	33.88%	62
65 to 74	31.69%	58
75 and older	6.01%	11
TOTAL		183

Q24 What are your main priorities for this hurricane season, if there is a storm? Check all that apply.

Answered: 175 Skipped: 8



ANSWER CHOICES	RESPONSES	
Crime, Looting Protection	52.57%	92
Safe Shelter for me and family	49.71%	87
Quick restoration of power and internet	81.14%	142
Medical care and medicine	50.86%	89
Communications post storm from my home or nearby	76.00%	133
Other (please specify)	13.14%	23
Total Respondents: 175		

Q25 If you need help in recovering, please provide your contact information below. It will not be reviewed with your answers to the survey, but provided to advisor staff separately. You can also call the CBCC office at 340-776-2099

Answered: 20 Skipped: 163

ANSWER CHOICES	RESPONSES	
Name	100.00%	20
Company	20.00%	4
Address	100.00%	20
Address 2	25.00%	5
City/Town	90.00%	18
State/Province	0.00%	0
ZIP/Postal Code	0.00%	0
Country	0.00%	0
Email Address	90.00%	18
Phone Number	100.00%	20